

Series 29

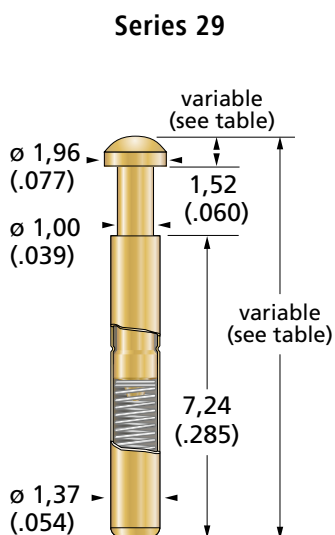
Technical Data

Overall Length	variable, see table
Minimum Centre Spacing	2,54 mm
Maximum Travel	1,52 mm
Working Travel	1,27 mm
Temperature Range from	-55°C
Up to	+120°C
Typical Resistance	20 mΩ
Current Load rated/max.	3,0 / 4,0 A

Materials

Plunger	CuBe hardened, gold plated
Barrel	Nickel silver, gold plated
Spring	Stainless steel / Music wire, gold plated

In Series 29 the different head shapes have different lengths, so that the protrusion of the complete probe varies. The values are listed in the table on the right hand side. The dimensions given do not include the build-up of the socket receptacle.



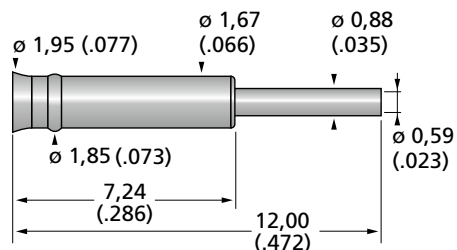
Spring Force (xx)

Preload	Rated Force	Code xx	Head length mm	Extension height mm	Overall Length mm
0,5 N	1,0 N	10	-	2,24	9,48
0,6 N	2,0 N	20	-	2,92	10,16
			1,55	3,07	10,31
			-	2,50	9,74
			0,75	2,20	9,44
			1,27	2,79	10,03
			0,95	2,47	9,71
			0,75	2,27	9,51

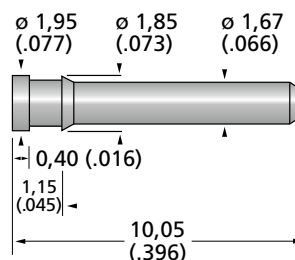


For **XXLonglife-Nanocoating** order as **29X**

S 29.00-C Open Crimp End



S 29.00-NT Closed bottom end, good for soldering, Nickel silver unplated



S 29.00-W Wire-Wrap-Post

