

SERIES 511LED

Technical Data

Overall Length	21,00 mm
Minimum Centre Pitch	2,54 mm
Maximum Travel	5,00 mm
Working Travel	4,00 mm
Temperature Range from	-40°C
Up to	+70°C
Spring Force	1,2 N

Optical Fiber

Acceptance angle	60°
Attenuation at 650 nm	<0,20 dB/m
Min. Bending Radius	>25 mm

Materials

Plunger	Brass, chromed, black
Barrel	Brass
Spring	Music wire

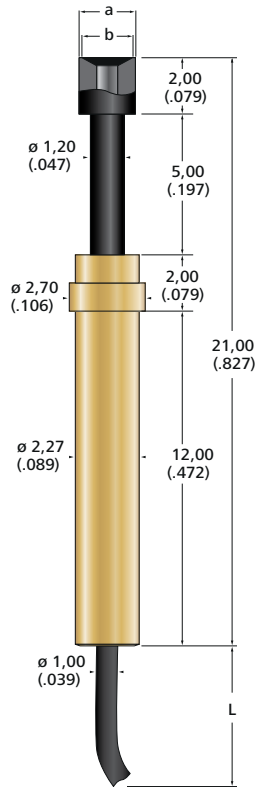
Spring Probe with integrated optical fiber.

The optical fibers transfer light signals from the LED to the test system.

By placing the probe's tip completely over the LED ambient light is blocked out.










The polymeric optical fibers are already installed in the probe, lengthened and polished on both ends.

SERIES 511LED



Optical Fiber Length (Lx)

Length	Code
25 cm	Lx
50 cm	L25
100 cm	L50
	L100

	a	b	
	Ø 1,10	Ø 1,00	511LED.1,10.Lx
	Ø 1,50	Ø 1,40	511LED.1,50.Lx
	Ø 2,00	Ø 1,80	511LED.2,00.Lx
	Ø 2,50	Ø 2,30	511LED.2,50.Lx
	Ø 3,00	Ø 2,50	511LED.3,00.Lx
	Ø 3,50	Ø 3,00	511LED.3,50.Lx
	Ø 4,00	Ø 3,50	511LED.4,00.Lx
	Ø 4,50	Ø 4,00	511LED.4,50.Lx
	Ø 5,00	Ø 4,50	511LED.5,00.Lx

S 511LED

